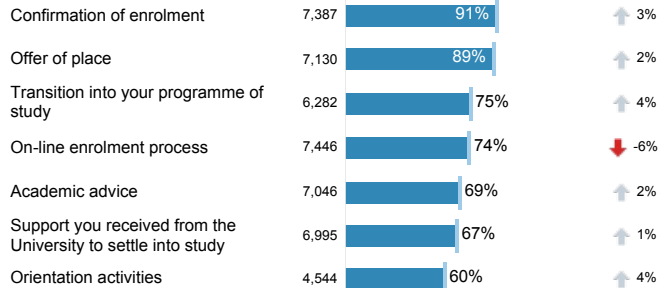


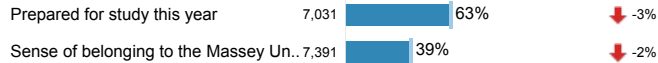
Programme	Specialisation			Search by programme or specialisation keyword			College	Survey year	
All	All			All			All	2017	
Campus	Study mode	Primary Study Location	NZ Maori	Pasifika	International student	New / Returning	Gender	Age Group	Programme Level
All	All	All	All	All	All	All	All	All	All

Overall experience

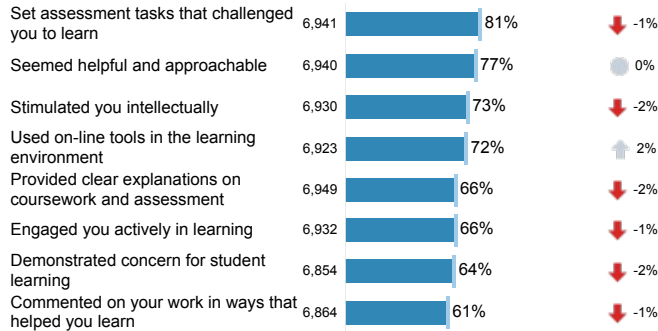
How would you rate:



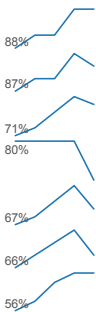
To what extent did you feel:



To what extent have your Lecturers, Tutors and demonstrators:



2013 - 2017

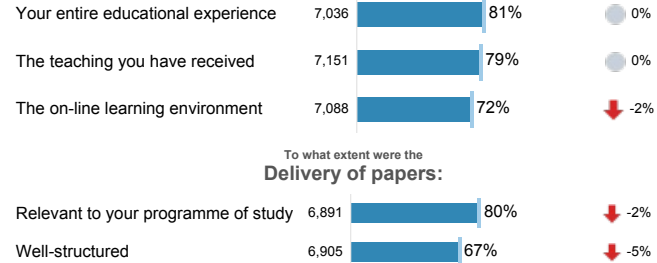


2013 - 2017

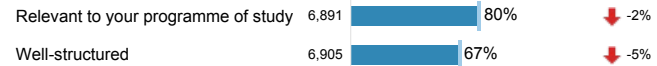


Overall quality

How would you rate:



To what extent were the Delivery of papers:



To what extent has your experience at university developed your

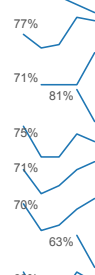
Skills



2013 - 2017



2013 - 2017

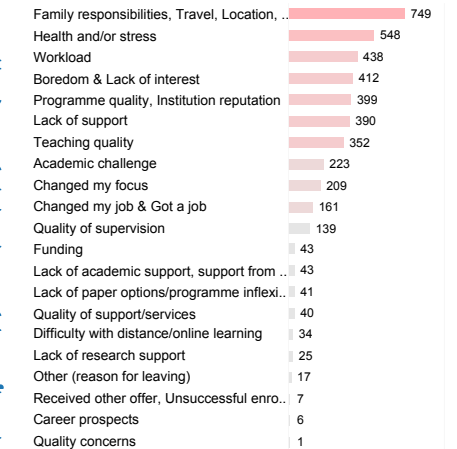


No. of Respondents	No. sent survey	Response rate
7,950	27,653	29%
By Ethnicity		
NZ Maori	Pasifika	International
829	380	836
By Region		
BLK	DIS	INT
540	3,168	4,242
By Campus		
Albany	Manawatu	Wellington
1,974	4,625	1,351

Seriously considered leaving

1427 out of 7,215 20% ↑ 1%

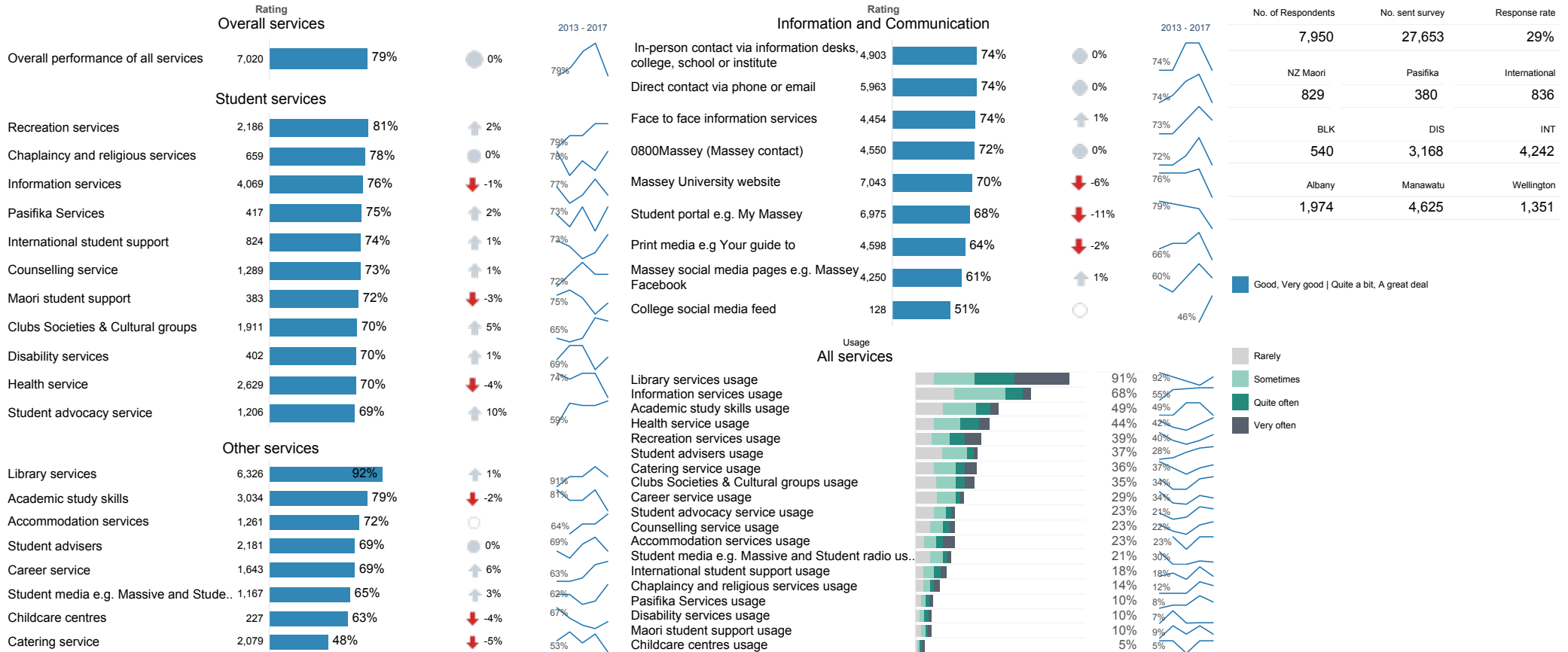
- reasons (select as many as apply)



Good, Very good | Quite a bit, A great deal

↑ ↓ % difference of the combined Good/Very good or Quite a bit/A great deal ratings between 2013 and 2017. | bar - Good/Very good or Quite a bit/A great deal ratings for the entire university. Respondents were asked to rate: Very poor/ Poor/ Average/ Good/ Very good/ Don't know/Not applicable to me or tell us the extent: Not at all/Very little/Somewhat/Quite a bit/A great deal/Don't know. Don't know/ Not applicable to me or blank responses are excluded. Very poor /Poor/ Average or Not at all/ Very little/ Somewhat ratings are included in the item response count. For more information about this viz., contact the developer: J.Naylor@massey.ac.nz | Student Survey and Evaluation Unit

Programme	Specialisation			Search by programme or specialisation keyword		College	Survey Year		
All	All			All		All	2017		
Campus	Study mode	Primary Study Location	NZ Maori	Pasifika	International student	New / Returning	Gender	Age Group	Programme Level
All	All	All	All	All	All	All	All	All	All



↑ ↓ % difference of the combined Good/Very good or Quite a bit/A great deal ratings between 2013 and 2017. Respondents were asked to rate: Very poor/Poor/Average/Good/Very good/Don't know/Not applicable to me. Don't know, Not applicable to me or blank responses are excluded. Very poor/Poor/Average ratings are included in the item response count. Response scales for service usage were: Never/Rarely/ Sometimes/Quite often/ Very often/Not familiar with this service/Not applicable to me. Never/Rarely responses are included in total %. Not familiar with this service/ Not applicable to me or blank responses are excluded. For more information about this viz., contact the developer: J.Naylor@massey.ac.nz | Student Survey and Evaluation Unit